

Lesson 44 - Joseph's Coat

Aims

- * To be familiar with the story of Joseph's coat
- * To learn about jealousy

Materials

Genesis 37

The Beginner's Bible

Visual aids: pictures from the story

Large picture of Joseph wearing his coat

Strips of coloured material

Glue, scissors

Key words: Joseph, jealous

Lesson Outline

1. Introduction
2. Tell the story
3. Questions
4. Activities - retell the story, decorate Joseph's coat
5. Review the aims
6. Prayer

.....

1) Introduction

- * Remind the children about the stories they have heard so far, by saying the names of the main characters: Abraham & Sarah, Isaac and Rebecca, and Esau & Jacob. Show the pictures. Today's story is about one of Jacob's sons, Joseph

2) Tell the story

Genesis 37

Joseph's Colourful Robe

Joseph was one of Jacob's twelve sons. Jacob loved him more than all of his other sons.

Jacob made Joseph a colourful robe. His brothers were jealous. They wanted nice robes, too. And they wanted to be loved as much as Jacob was loved.

Joseph had a dream. He told his family, "We were bundling grain from the field. Your bundles of grain bowed down to mine."

Then Joseph had another dream. He said, "This time, the sun and moon and eleven stars were bowing down to me." His father asked, "Does this mean our family will bow down to you someday?"

The brothers were even more angry. They threw Joseph into a dry well.

Along came some traders. The brothers sold Joseph to them as a slave.

They lied to their father and said Joseph had been killed by a wild animal. But God was with Joseph.

3) Questions

- * How many sons did Jacob have?
- * Who did Jacob love the most?
- * What did Jacob make for Joseph?
- * How did Joseph's brothers feel about this?
- * Would you feel jealous if your brother or sister was given a special coat and you weren't?
- * What was Joseph's first dream?
- * What was his second dream?
- * What did the dreams mean?
- * How would you feel if you had dream where your whole family bowed down to you?
- * How would you feel if your brother or sister dreamt that you bowed down to him or her?
- * His brothers became very angry. What did they do to Joseph?
- * What did the brothers tell Jacob about Joseph?
- * Joseph was chosen by God. That's why his father loved him so much and why he had special dreams

5) Activities

- * Put the pictures in the correct order and retell the story in your own words
- * Decorate the picture of Joseph's coat with strips of coloured cloth
- * Make Joseph's coat using card, cloth and crayon shavings

6) Review the lesson aims

- * To be familiar with the story of Joseph's coat
- * To learn about jealousy and family relationships

7) Prayer


- * Say a prayer to ask God to help us to be happy when siblings or friends receive nice things



Abraham, Sarah & Isaac



Isaac & Rebecka



Esau & Jacob

Joseph's Colourful Robe

Genesis 37



Joseph was one of Jacob's twelve sons. Jacob loved him more than all of his other sons.

Jacob made Joseph a colourful robe. His brothers were jealous. They wanted nice robes, too. And they wanted to be loved as much as Jacob was loved.


Joseph had a dream. He told his family, "We were bundling grain from the field. Your bundles of grain bowed down to mine."

Then Joseph had another dream. He said, "This time, the sun and moon and eleven stars were bowing down to me." His father asked, "Does this mean our family will bow down to you someday?"

The brothers were even more angry. They threw Joseph into a dry well.

Along came some traders. The brothers sold Joseph to them as a slave.

They lied to their father and said Joseph had been killed by a wild animal. But God was with Joseph.



Example picture





Josef


A Colorful Coat

Making Joseph's coat will provide an opportunity to discuss envy, a troublesome feeling for most children.

MEMORY VERSE

His brethren envied him.

— Genesis 37:11



WHAT TO DO

1. Explain the safe use of the iron. Let each child wear the mittens while using the iron. Of course, an adult will be holding the iron at all times.
2. Working one on one, place the felt coat on a piece of typing paper.
3. Allow each child to sprinkle crayon shavings on his coat.
4. Cover the coat with another piece of typing paper.
5. Help the child iron over the top paper until crayon begins to melt through.
6. Remove the top paper and fold the felt in half to form a coat. (Do not iron the uncovered felt.)

- * Let each child dress the Joseph figure in the coat as you tell the story of Joseph's gift from his father (Genesis 37). Lead the children to see that they should not envy the possessions of someone else. Say, **Joseph's brothers wanted his beautiful coat. Because they envied Joseph, they did a bad thing.** Have the children say the memory verse with you. Then say, **We should feel happy when our friends receive good things.**

TIP: Need a source of inexpensive, lightweight cardboard? Try empty cereal or pasta boxes. They are blank on one side. Many crafts calling for poster board can be made with cereal box cardboard.



BEFORE CLASS

Cut one coat from felt and one Joseph from poster board for each child. Grate several brightly colored crayons.

Locate a safe and sturdy place to use a slightly warm iron in your classroom. Tape the iron on the safe temperature. Assign one adult to stay with it at all times. Do not leave the iron unattended.



WHAT YOU NEED

- ☐ pattern from page 20
- ☐ white felt
- ☐ poster board
- ☐ old crayons
- ☐ typing paper
- ☐ warm iron
- ☐ tape
- ☐ a pair of child's mittens to fit the largest child's hands

